**Multiple District 108**

**As of October 2026 Cumulative**

| Year | New Clubs | Dropped Clubs | Gain/ Loss Clubs | New Members | Charter Members | Reinstate Members | Transfer Members | Total Member Added | Total Members Dropped | Gain/ Loss Members |
|---|---|---|---|---|---|---|---|---|---|---|
| 2022-2023 | 17 | 8 | 9 | 3,018 | 492 | 92 | 334 | 3,936 | 3,770 | 166 |
| 2023-2024 | 36 | 19 | 17 | 3,278 | 989 | 226 | 320 | 4,813 | 4,158 | 655 |
| 2024-2025 | 28 | 13 | 15 | 3,217 | 741 | 321 | 396 | 4,675 | 4,399 | 276 |
| 2025-2026 | 36 | 12 | 24 | 3,460 | 852 | 263 | 383 | 4,958 | 4,609 | 349 |
| 2026-2027 | 13 | 9 | 4 | 914 | 343 | 103 | 120 | 1,480 | 1,044 | 436 |
| **Average** | **26** | **12** | **14** | **2,777** | **683** | **201** | **311** | **3,972** | **3,596** | **376** |

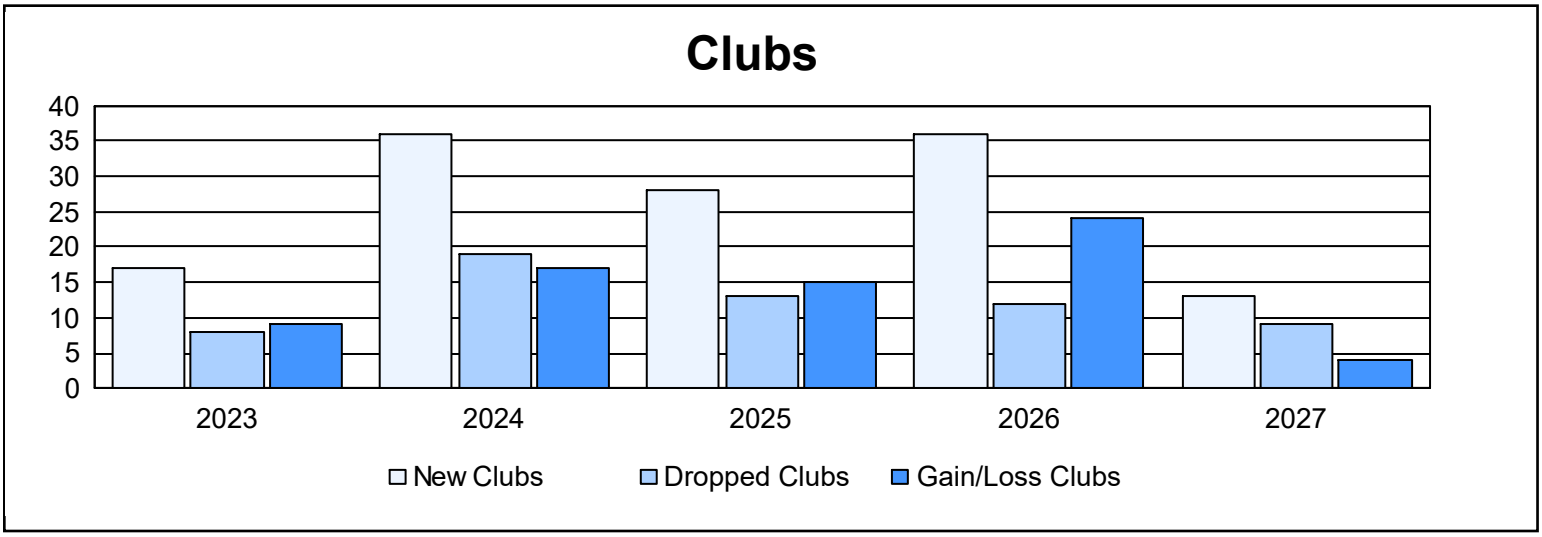


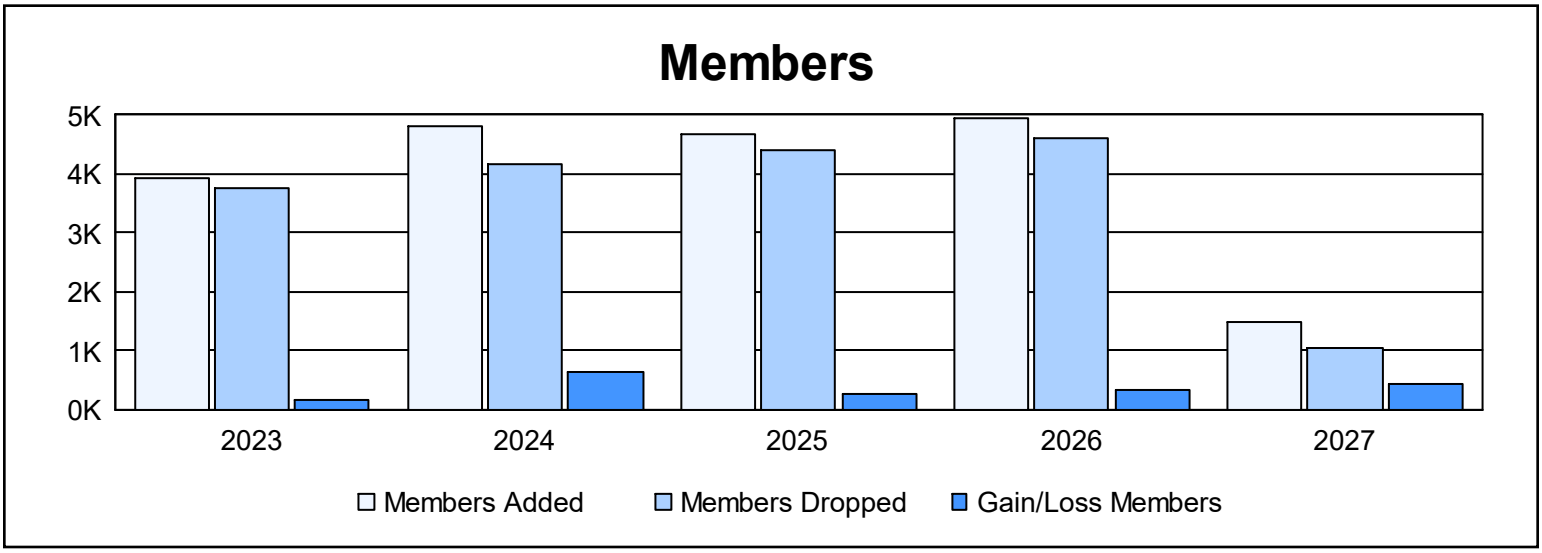

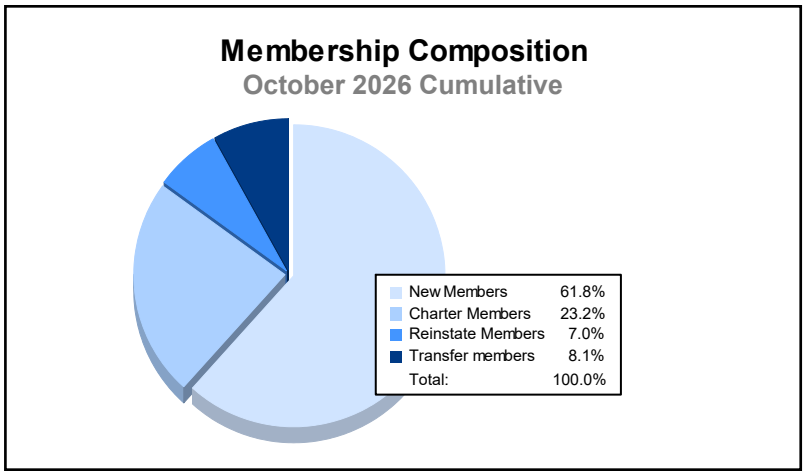
Membership Composition
October 2026 Cumulative
New Members 61.8%
Charter Members 23.2%
Reinstate Members 7.0%
Transfer members 8.1%
Total: 100.0%

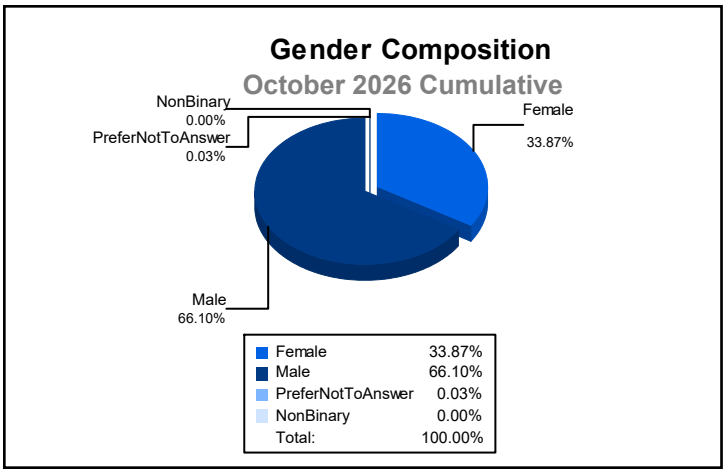
Gender Composition
October 2026 Cumulative
NonBinary
0.00%
PreferNotToAnswer
0.03%
Female
33.87%
Male
66.10%
Female 33.87%
Male 66.10%
PreferNotToAnswer 0.03%
NonBinary 0.00%
Total: 100.00%